Monday,
June 1, 2020
Good
morning!

LET’S READ AND WRITE!



Draw & Write about your weekend! What did you do?

Ways to encourage your child to write more.
You can ask your child to...



Share a photo when you are done!

Name: _____ Date: _____

My Weekend in a Picture

☆ I used capital letters. ☆ I used punctuation. ☆ I used spaces.

Extra paper if you want!

Name: _____ Date: _____

☆ I used capital letters. ☆ I used punctuation. ☆ I used spaces.

Name: _____ Date: _____

☆ I used capital letters. ☆ I used punctuation. ☆ I used spaces.



Today I want to teach you that stories are like fortune cookies. When you open up a story, you find there's a like lesson inside it.

Reread the ending and think, "How did the trouble get fixed?"



Think, "What did the character realize or learn?"

Today we are going to just think of some books that we have read that have taught us a lesson

PLEASE MAKE SURE YOU ARE LOGGED INTO YOUR GOOGLE ACCOUNTS

Click on the video listen to the point of today's lesson

Let's Read!

Click here, kidsa-z.com, and choose a few titles to read on Raz-Kids!

You can read a book in Spanish or English.

When you get to Raz-Kids…

1. Type your teachers username:
   a. **mrsdiazgradel**
   b. **khavlik**
   c. **akrzenski**
   d. **ktoto**
2. Click on the Reading Room and find your assignments!
3. Start the timer for 15 minutes.

You can take the book quiz when you finish reading!

Basic Keywords
K 1 2
Aa Bb Cc Dd Ee Ff
Gg Hh Ii Jj Kk Ll
Mm Nn Oo Pp Qu qu Rr Ss
Tt Uu Vv Ww Xx Yy Zz
wh ch sh th ck

all
/ôl/
an
/am/
an
/an/
ang
/ang/
ing
/ing/
ong
/ong/
ung
/ung/
ank
/ank/
ink
/ink/
onk
/onk/
unk
/unk/

FUNDATIONS

Vowel Sounds
a
apple /ă/
safe /ā/
e
Ed /ĕ/
Pete /ē/
i
itch /ĭ/
pine /ī/
o
octopus /ŏ/
home /ō/
u
up /ŭ/
mule /ū/
rule /ū/

Here are the spelling words for this week

1. look
2. good
3. new
4. benches
5. dishes
6. splashes
7. brushes
8. rushes
9. wishes
10. crunches

red orange yellow green blue purple

look						
good						
hew						
benches						
dishes						
splashes						
brushes						
rushes						
wishes						
crunches						

Color the picture with your trick words from unit 13

Name: _____ Unit 13 Trick Words

Use the color-code to color the picture. Finish coloring the picture with colors of your choice.

work = orange word = green write = blue being = brown their = yellow

first = red look = purple good = pink new = tan



©2017 Learning With A Smile

Time to Move!

Dance Along!



TIME FOR MATH!

Get in shape with 2D shapes

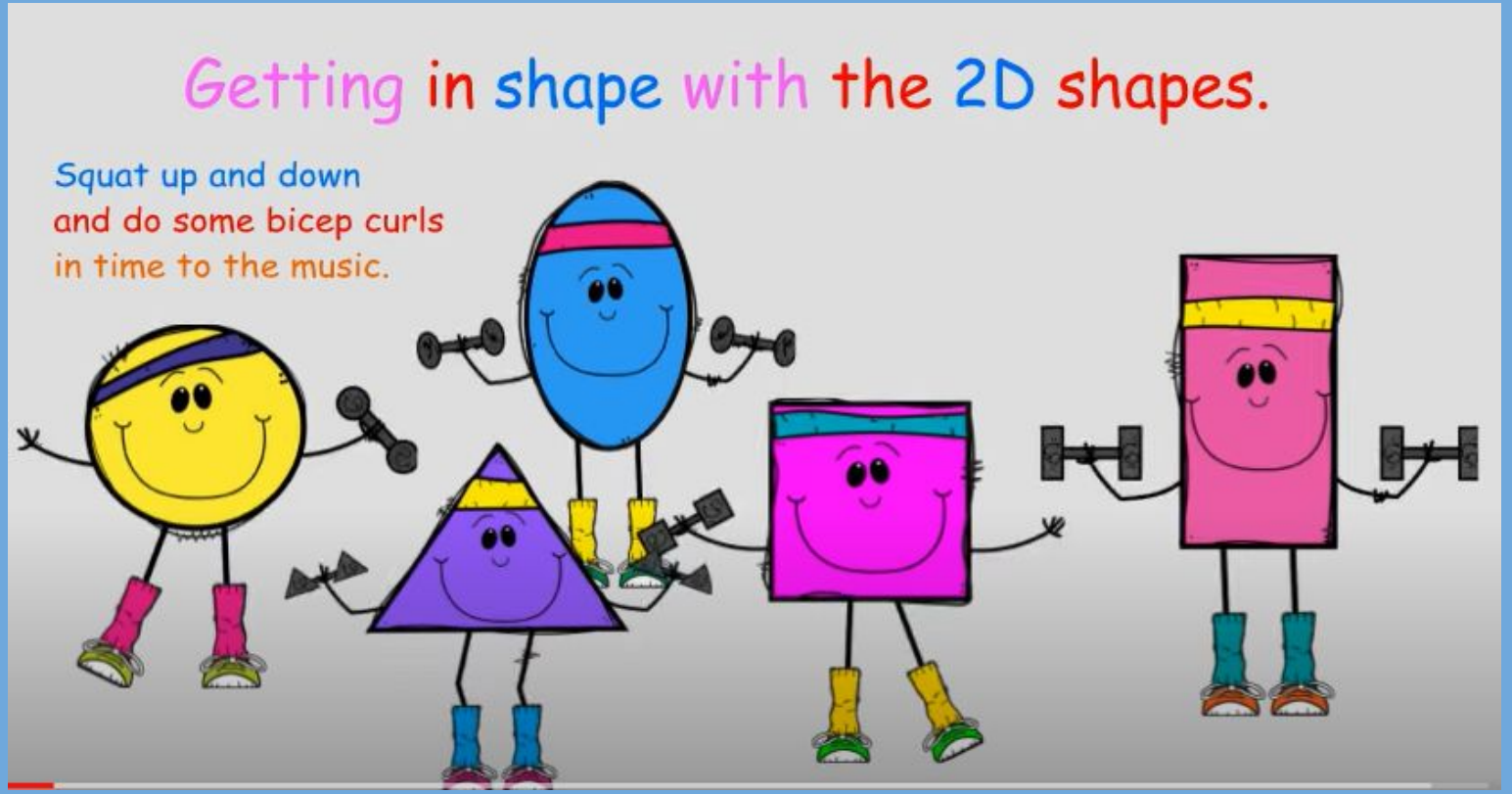

Chapter 12 Intro today!

We are going to start Chapter 12 this week. Yes we did skip Chapter 11 but we will go back to it later. This chapter is all about 2-Dimensional shapes. This should be familiar as you learned about these shapes in Kindergarten. In this Chapter you will learn a bit more about them. Check out this picture and read the message in the box by Curious George.

Chapter 12 vocabulary words

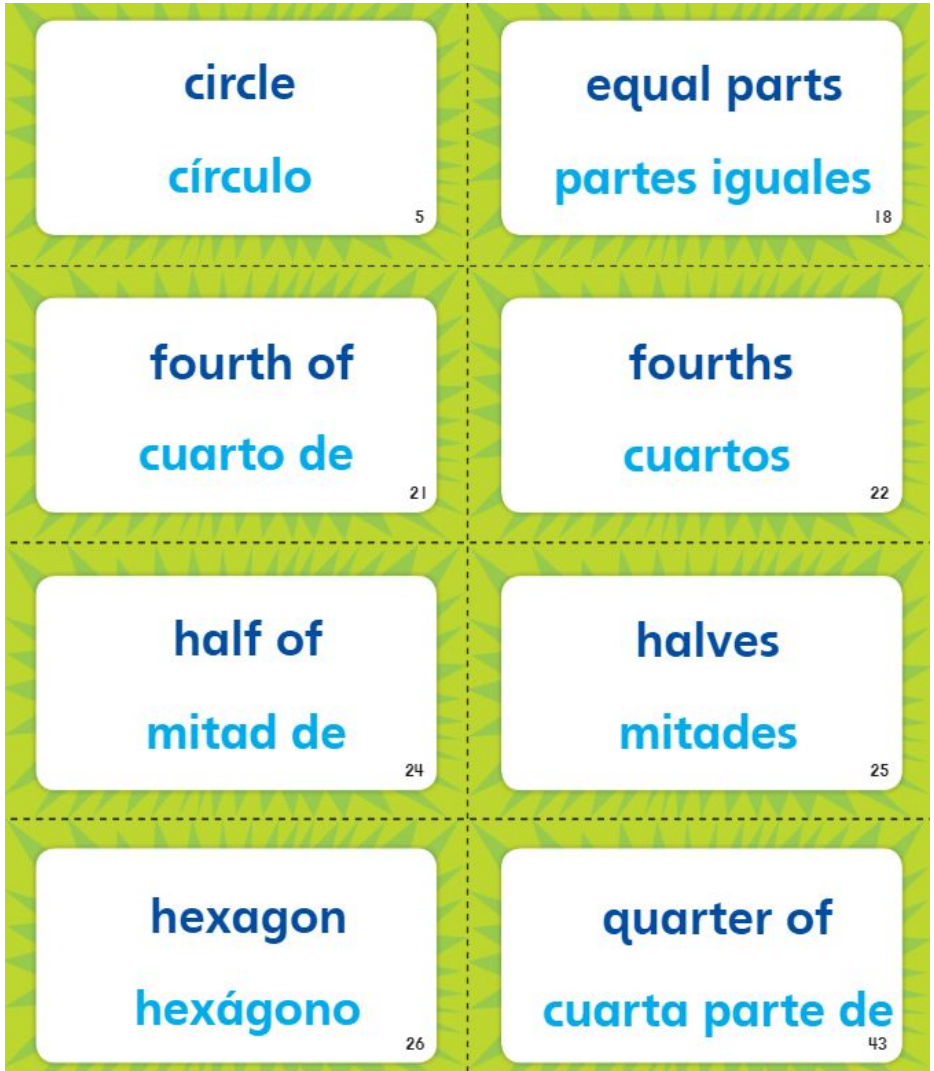

Chapter 12 vocabulary words

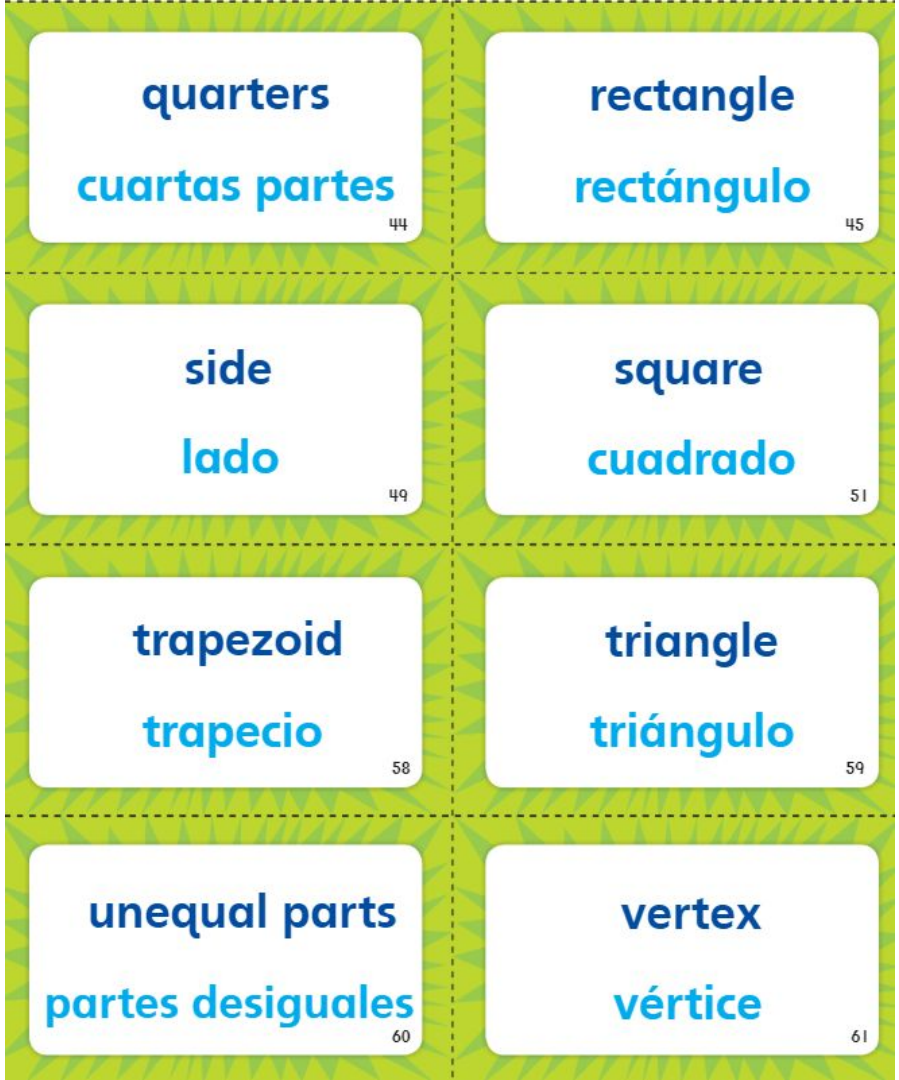

Sort by Shape

Circle the shape that belongs in each group. (K.G.A.2)

1.

2.

Sort Shapes

Circle the shapes with 4 sides. (K.G.A.2)

3.

Name _____

Vocabulary Builder

Review Words

- circle
- hexagon
- rectangle
- square
- triangle

Visualize It

Complete the chart.
Mark each row with a ✓.

Word	I Know	Sounds Familiar	I Do Not Know
circle			
hexagon			
rectangle			
square			
triangle			

Understand Vocabulary

Write the number of each shape.

1. ____ circles
2. ____ squares
3. ____ triangles



Time for a quick game break.

Use the arrows < > to move left and right.

Use the spacebar to jump.

Try to collect coins and avoid hitting objects!

TIME FOR SCIENCE!

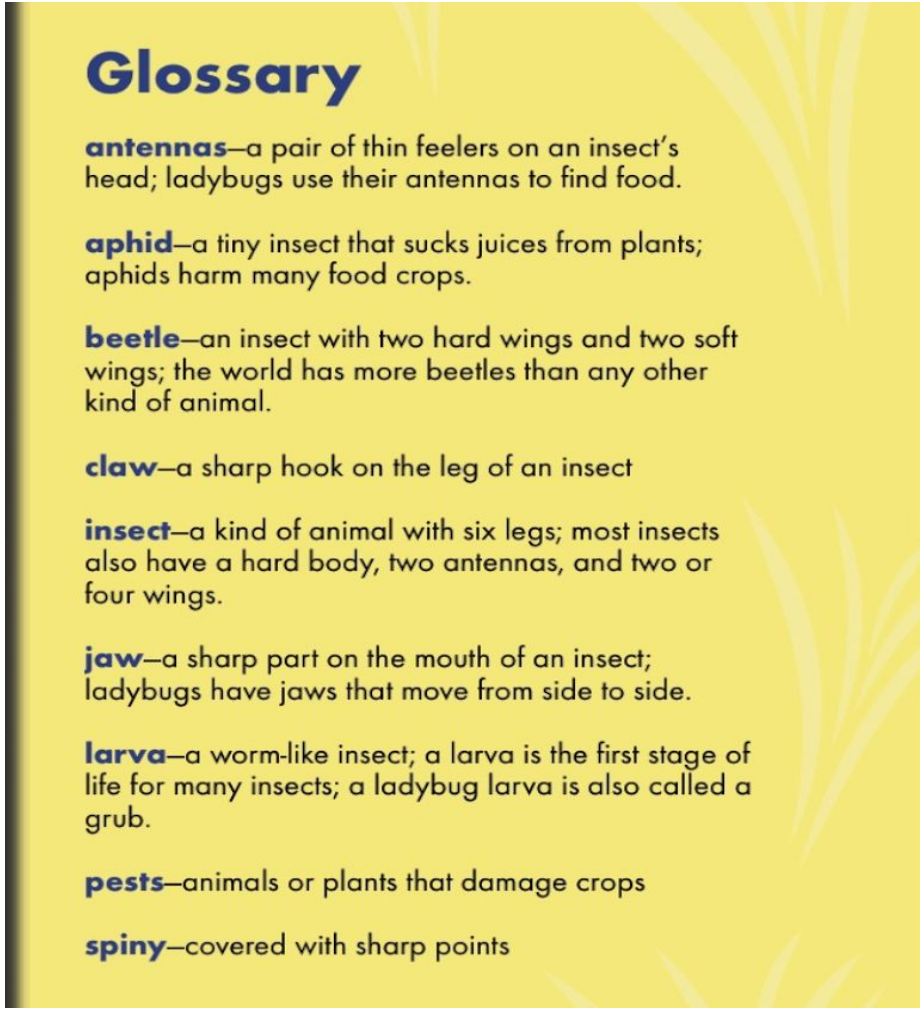

Glossary

antennas—a pair of thin feelers on an insect's head; ladybugs use their antennas to find food.

aphid—a tiny insect that sucks juices from plants; aphids harm many food crops.

beetle—an insect with two hard wings and two soft wings; the world has more beetles than any other kind of animal.

claw—a sharp hook on the leg of an insect

insect—a kind of animal with six legs; most insects also have a hard body, two antennas, and two or four wings.

jaw—a sharp part on the mouth of an insect; ladybugs have jaws that move from side to side.

larva—a worm-like insect; a larva is the first stage of life for many insects; a ladybug larva is also called a grub.

pests—animals or plants that damage crops

spiny—covered with sharp points

Lesson Time!

Last week we learned about honey bees and their important jobs.

Today, we will explore the lives of ladybugs.

Here are some words to know before listening to the story.

Lesson Time!

Listen to the story about ladybugs.

Thinking Question:

What are the ladybug's favorite food?

What color do many adult ladybugs start out being?

Show What You Know

Draw the life cycle of the ladybug.

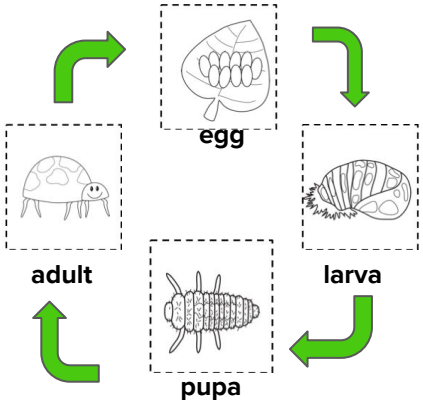

Name:_____ Apples and ABC's

Show the ladybug grow!

Draw the life cycle of the ladybug.

1 2 3 4

Activity:

Draw 5 things you learned from listening to the book about ladybugs.

Take a picture of your work and send it to ClassDojo

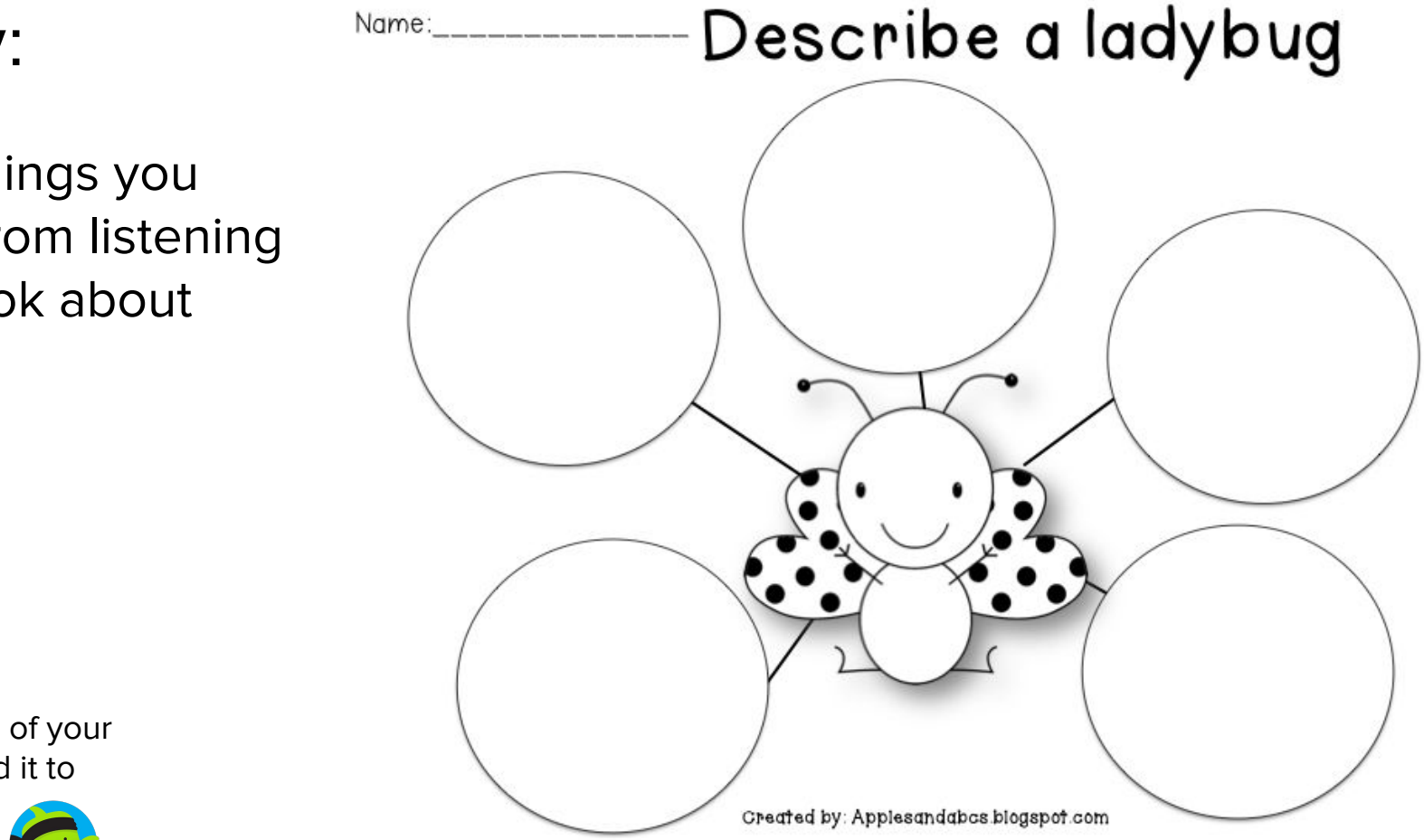

Let's Move

Get Ready to Dance!

Follow Along!

WHOA! Good Job!